

**SAMPLE NAME: CBD Tincture**

Infused, Liquid Edible Containing Alcohol

**CULTIVATOR / MANUFACTURER**

**Business Name:**

**License Number:**

**Address:**

**DISTRIBUTOR**

**Business Name:** Sisters Of The Valley

**License Number:**

**Address:**  
Merced CA 95348



**SAMPLE DETAIL**

**Batch Number:** Hazel Moon Sept 2020

**Sample ID:** 200917Y008

**Date Collected:** 09/17/2020

**Date Received:** 09/17/2020

**Batch Size:**

**Sample Size:**

**Unit Mass:** 26.048 Grams per Unit

**Serving Size:**



Scan QR code to verify authenticity of results.

**CANNABINOID ANALYSIS - SUMMARY**

**Total THC: 26 mg/unit**

**Total CBD: 410.829 mg/unit**

**Sum of Cannabinoids: 454.173 mg/unit**

**Total Cannabinoids: 464.987 mg/unit**

Total THC/CBD is calculated using the following formulas to take into account the loss of a carboxyl group during the decarboxylation step:  
 Total THC =  $\Delta 9\text{THC} + (\text{THCa} \cdot 0.877)$   
 Total CBD =  $\text{CBD} + (\text{CBDa} \cdot 0.877)$   
 Sum of Cannabinoids =  $\Delta 9\text{THC} + \text{THCa} + \text{CBD} + \text{CBDa} + \text{CBG} + \text{CBGa} + \text{THCV} + \text{THCVa} + \text{CBC} + \text{CBCa} + \text{CBDV} + \text{CBDVa} + \Delta 8\text{THC} + \text{CBL} + \text{CBN}$   
 Total Cannabinoids =  $(\Delta 9\text{THC} + 0.877 \cdot \text{THCa}) + (\text{CBD} + 0.877 \cdot \text{CBDa}) + (\text{CBG} + 0.877 \cdot \text{CBGa}) + (\text{THCV} + 0.877 \cdot \text{THCVa}) + (\text{CBC} + 0.877 \cdot \text{CBCa}) + (\text{CBDV} + 0.877 \cdot \text{CBDVa}) + \Delta 8\text{THC} + \text{CBL} + \text{CBN}$

**Moisture: NT**

**Density: 0.88 g/mL**

**Viscosity: NT**

**SAFETY ANALYSIS - SUMMARY**

**$\Delta 9\text{THC}$  per Unit: ✔ PASS**

**Foreign Material: ✔ PASS**

**Water Activity: NT**

**Vitamin E Acetate: NT**

**Pesticides: ✔ PASS**

**Mycotoxins: NT**

**Residual Solvents: ✔ PASS**

**Heavy Metals: ✔ PASS**

**Microbial Impurities (PCR): NT**

**Microbial Impurities (Plating): NT**


For quality assurance purposes. Not a Pre-Harvest Hemp Lab Test Report. These results relate only to the sample included on this report. This report shall not be reproduced, except in full, without written approval of the laboratory.

**Sample Certification:** California Code of Regulations Title 16 Effect Date January 16, 2019. Authority: Section 26013, Business and Professions Code. Reference: Sections 26100, 26104 and 26110, Business and Professions Code.

**Decision Rule:** Statements of conformity (e.g. Pass/Fail) to specifications are made in this report without taking measurement uncertainty into account. Where statements of conformity are made in this report, the following decision rules are applied: PASS - Results within limits/specifications, FAIL - Results exceed limits/specifications.

**References:** limit of detection (LOD), limit of quantification (LOQ), not detected (ND), not tested (NT)

  
 LQC verified by: Josh Antunovich  
 Date: 09/25/2020

  
 Approved by: Josh Wurzer, President  
 Date: 09/25/2020



## Cannabinoid Analysis

Tested by high-performance liquid chromatography with diode-array detection (HPLC-DAD).

Method: QSP - (1157) Analysis of Cannabinoids by HPLC-DAD

**TOTAL THC: 26 mg/unit**

Total THC ( $\Delta 9\text{THC} + 0.877 * \text{THCa}$ )

**TOTAL CBD: 410.829 mg/unit**

Total CBD ( $\text{CBD} + 0.877 * \text{CBDa}$ )

**TOTAL CANNABINOIDS: 464.987 mg/unit**

Total Cannabinoids (Total THC) + (Total CBD) + (Total CBG) + (Total THCV) + (Total CBC) + (Total CBDV) +  $\Delta 8\text{THC}$  + CBL + CBN

**TOTAL CBG: 9.664 mg/unit**

Total CBG ( $\text{CBG} + 0.877 * \text{CBGa}$ )

**TOTAL THCV: ND**

Total THCV ( $\text{THCV} + 0.877 * \text{THCVa}$ )

**TOTAL CBC: 15.342 mg/unit**

Total CBC ( $\text{CBC} + 0.877 * \text{CBCa}$ )

**TOTAL CBDV: 2.449 mg/unit**

Total CBDV ( $\text{CBDV} + 0.877 * \text{CBDVa}$ )

### CANNABINOID TEST RESULTS - 09/21/2020

COMPOUND	LOD/LOQ (mg/g)	MEASUREMENT UNCERTAINTY (mg/g)	RESULT (mg/g)	RESULT (%)
CBD	0.004 / 0.011	$\pm 0.7555$	15.772	1.5772
CBC	0.003 / 0.010	$\pm 0.0244$	0.589	0.0589
$\Delta 9\text{THC}$	0.002 / 0.005	$\pm 0.0411$	0.583	0.0583
CBG	0.002 / 0.005	$\pm 0.0231$	0.371	0.0371
CBDV	0.002 / 0.007	$\pm 0.0049$	0.094	0.0094
CBL	0.003 / 0.008	$\pm 0.0010$	0.021	0.0021
CBN	0.001 / 0.004	$\pm 0.0002$	0.006	0.0006
$\Delta 8\text{THC}$	0.01 / 0.02	N/A	ND	ND
THCa	0.001 / 0.002	N/A	ND	ND
THCV	0.002 / 0.008	N/A	ND	ND
THCVa	0.002 / 0.005	N/A	ND	ND
CBDa	0.001 / 0.003	N/A	ND	ND
CBDVa	0.001 / 0.003	N/A	ND	ND
CBGa	0.002 / 0.006	N/A	ND	ND
CBCa	0.001 / 0.004	N/A	ND	ND
<b>SUM OF CANNABINOIDS</b>			<b>17.436 mg/g</b>	<b>1.7436%</b>

### Unit Mass: 26.048 Grams per Unit

$\Delta 9\text{THC}$ per Unit	1100 per-package limit	15.186 mg/unit	PASS
Total THC per Unit		26 mg/unit	
CBD per Unit		410.829 mg/unit	
Total CBD per Unit		410.829 mg/unit	
Sum of Cannabinoids per Unit		454.173 mg/unit	
Total Cannabinoids per Unit		464.987 mg/unit	

### MOISTURE TEST RESULT

Not Tested
------------

### DENSITY TEST RESULT

0.88 g/mL
Tested 09/21/2020
Method: QSP - (7870) Sample Preparation

### VISCOSITY TEST RESULT

Not Tested
------------



 **Pesticide Analysis**

**CATEGORY 1 PESTICIDE TEST RESULTS - 09/20/2020** ✔ PASS

**CATEGORY 1 AND 2 PESTICIDES**

Pesticide and plant growth regulator analysis utilizing high-performance liquid chromatography-mass spectrometry (HPLC-MS) or gas chromatography-mass spectrometry (GC-MS). \*GC-MS utilized where indicated.

**Method:** QSP - (1212) Analysis of Pesticides and Mycotoxins by LC-MS or QSP - (1213) Analysis of Pesticides by GC-MS

COMPOUND	LOD/LOQ (µg/g)	ACTION LIMIT (µg/g)	MEASUREMENT UNCERTAINTY (µg/g)	RESULT (µg/g)	RESULT
Aldicarb	0.03 / 0.09	≥ LOD	N/A	ND	PASS
Carbofuran	0.01 / 0.04	≥ LOD	N/A	ND	PASS
Chlordane*	0.03 / 0.08	≥ LOD	N/A	ND	PASS
Chlorfenapyr*	0.03 / 0.10	≥ LOD	N/A	ND	PASS
Chlorpyrifos	0.02 / 0.06	≥ LOD	N/A	ND	PASS
Coumaphos	0.02 / 0.06	≥ LOD	N/A	ND	PASS
Daminozide	0.03 / 0.10	≥ LOD	N/A	ND	PASS
DDVP (Dichlorvos)	0.02 / 0.07	≥ LOD	N/A	ND	PASS
Dimethoate	0.02 / 0.07	≥ LOD	N/A	ND	PASS
Ethoprop(hos)	0.03 / 0.08	≥ LOD	N/A	ND	PASS
Etofenprox	0.02 / 0.05	≥ LOD	N/A	ND	PASS
Fenoxycarb	0.02 / 0.06	≥ LOD	N/A	ND	PASS
Fipronil	0.02 / 0.06	≥ LOD	N/A	ND	PASS
Imazalil	0.02 / 0.06	≥ LOD	N/A	ND	PASS
Methiocarb	0.02 / 0.06	≥ LOD	N/A	ND	PASS
Methyl parathion	0.03 / 0.10	≥ LOD	N/A	ND	PASS
Mevinphos	0.03 / 0.09	≥ LOD	N/A	ND	PASS
Paclobutrazol	0.02 / 0.05	≥ LOD	N/A	ND	PASS
Propoxur	0.02 / 0.06	≥ LOD	N/A	ND	PASS
Spiroxamine	0.02 / 0.05	≥ LOD	N/A	ND	PASS
Thiacloprid	0.03 / 0.07	≥ LOD	N/A	ND	PASS

**CATEGORY 2 PESTICIDE TEST RESULTS - 09/20/2020** ✔ PASS

Abamectin	0.03 / 0.10	0.3	N/A	ND	PASS
Acephate	0.01 / 0.04	5	N/A	ND	PASS
Acequinocyl	0.02 / 0.05	4	N/A	ND	PASS
Acetamiprid	0.02 / 0.05	5	N/A	ND	PASS
Azoxystrobin	0.01 / 0.04	40	N/A	ND	PASS
Bifenazate	0.01 / 0.02	5	N/A	ND	PASS
Bifenthrin	0.01 / 0.02	0.5	N/A	ND	PASS
Boscalid	0.02 / 0.06	10	N/A	ND	PASS
Captan	0.2 / 0.5	5	N/A	ND	PASS
Carbaryl	0.01 / 0.02	0.5	N/A	ND	PASS
Chlorantraniliprole	0.01 / 0.03	40	N/A	ND	PASS

Continued on next page





**Pesticide Analysis** *Continued*

**CATEGORY 2 PESTICIDE TEST RESULTS - 09/20/2020** *continued* ✔ PASS

**CATEGORY 1 AND 2 PESTICIDES**

Pesticide and plant growth regulator analysis utilizing high-performance liquid chromatography-mass spectrometry (HPLC-MS) or gas chromatography-mass spectrometry (GC-MS). \*GC-MS utilized where indicated.

**Method:** QSP - (1212) Analysis of Pesticides and Mycotoxins by LC-MS or QSP - (1213) Analysis of Pesticides by GC-MS

COMPOUND	LOD/LOQ (µg/g)	ACTION LIMIT (µg/g)	MEASUREMENT UNCERTAINTY (µg/g)	RESULT (µg/g)	RESULT
Clofentezine	0.02 / 0.06	0.5	N/A	ND	PASS
Cyfluthrin	0.1 / 0.4	1	N/A	ND	PASS
Cypermethrin	0.1 / 0.3	1	N/A	ND	PASS
Diazinon	0.01 / 0.04	0.2	N/A	ND	PASS
Dimethomorph	0.01 / 0.03	20	N/A	ND	PASS
Etozazole	0.010 / 0.028	1.5	N/A	ND	PASS
Fenhexamid	0.02 / 0.1	10	N/A	ND	PASS
Fenpyroximate	0.03 / 0.08	2	N/A	ND	PASS
Flonicamid	0.01 / 0.04	2	N/A	ND	PASS
Fludioxonil	0.03 / 0.08	30	N/A	ND	PASS
Hexythiazox	0.01 / 0.04	2	N/A	ND	PASS
Imidacloprid	0.01 / 0.04	3	N/A	ND	PASS
Kresoxim-methyl	0.02 / 0.07	1	N/A	ND	PASS
Malathion	0.02 / 0.05	5	N/A	ND	PASS
Metalaxyl	0.02 / 0.06	15	N/A	ND	PASS
Methomyl	0.03 / 0.1	0.1	N/A	ND	PASS
Myclobutanil	0.03 / 0.1	9	N/A	ND	PASS
Naled	0.03 / 0.1	0.5	N/A	ND	PASS
Oxamyl	0.02 / 0.06	0.2	N/A	ND	PASS
Pentachloronitrobenzene*	0.03 / 0.09	0.2	N/A	ND	PASS
Permethrin	0.03 / 0.09	20	N/A	ND	PASS
Phosmet	0.03 / 0.10	0.2	N/A	ND	PASS
Piperonylbutoxide	0.003 / 0.009	8	N/A	ND	PASS
Prallethrin	0.03 / 0.08	0.4	N/A	ND	PASS
Propiconazole	0.01 / 0.03	20	N/A	ND	PASS
Pyrethrins	0.03 / 0.08	1	N/A	ND	PASS
Pyridaben	0.006 / 0.019	3	N/A	ND	PASS
Spinetoram	0.02 / 0.07	3	N/A	ND	PASS
Spinosad	0.02 / 0.06	3	N/A	ND	PASS
Spiromesifen	0.02 / 0.05	12	N/A	ND	PASS
Spirotetramat	0.01 / 0.02	13	N/A	ND	PASS
Tebuconazole	0.02 / 0.07	2	N/A	ND	PASS
Thiamethoxam	0.03 / 0.08	4.5	N/A	ND	PASS
Trifloxystrobin	0.01 / 0.03	30	N/A	ND	PASS




 **Residual Solvents Analysis**

**CATEGORY 1 RESIDUAL SOLVENTS TEST RESULTS - 09/19/2020** 

**CATEGORY 1 AND 2 RESIDUAL SOLVENTS**  
 Residual Solvent analysis utilizing gas chromatography-mass spectrometry (GC-MS).


**Method:** QSP - (1204) Analysis of Residual Solvents by GC-MS

COMPOUND	LOD/LOQ (µg/g)	ACTION LIMIT (µg/g)	MEASUREMENT UNCERTAINTY (µg/g)	RESULT (µg/g)	RESULT
1,2-Dichloroethane	0.05 / 0.1	1	N/A	ND	PASS
Benzene	0.03 / 0.09	1	N/A	ND	PASS
Chloroform	0.1 / 0.2	1	N/A	ND	PASS
Ethylene Oxide	0.1 / 0.4	1	N/A	ND	PASS
Methylene chloride	0.3 / 0.9	1	N/A	ND	PASS
Trichloroethylene	0.1 / 0.3	1	N/A	ND	PASS

**CATEGORY 2 RESIDUAL SOLVENTS TEST RESULTS - 09/19/2020** 

Acetone	20 / 50	5000	N/A	ND	PASS
Acetonitrile	2 / 7	410	N/A	ND	PASS
Butane	10 / 50	5000	N/A	ND	PASS
Ethanol	20 / 50		±>266.9	>7023	
Ethyl acetate	20 / 60	5000	N/A	ND	PASS
Ethyl ether	20 / 50	5000	N/A	ND	PASS
Heptane	20 / 60	5000	N/A	ND	PASS
Hexane	2 / 5	290	N/A	ND	PASS
Isopropyl Alcohol	10 / 40	5000	±35.3	1015	PASS
Methanol	50 / 200	3000	N/A	ND	PASS
Pentane	20 / 50	5000	N/A	ND	PASS
Propane	10 / 20	5000	N/A	ND	PASS
Toluene	7 / 21	890	N/A	ND	PASS
Total Xylenes	50 / 160	2170	N/A	ND	PASS

 **Heavy Metals Analysis**

**HEAVY METALS TEST RESULTS - 09/19/2020** 

Heavy metal analysis utilizing inductively coupled plasma-mass spectrometry (ICP-MS).

**Method:** QSP - (1160) Analysis of Heavy Metals by ICP-MS

COMPOUND	LOD/LOQ (µg/g)	ACTION LIMIT (µg/g)	MEASUREMENT UNCERTAINTY (µg/g)	RESULT (µg/g)	RESULT
Cadmium	0.02 / 0.05	0.5	N/A	ND	PASS
Lead	0.04 / 0.1	0.5	N/A	ND	PASS
Arsenic	0.02 / 0.1	1.5	N/A	ND	PASS
Mercury	0.002 / 0.01	3	N/A	ND	PASS





### Foreign Material Analysis

Visual analysis includes, but is not limited to, sand, soil, cinders, dirt, mold, hair, insect fragments, and mammalian excreta.

**Method:** QSP - (1226) Analysis of Foreign Material in Cannabis and Cannabis Products

**FOREIGN MATERIAL TEST RESULTS - 09/18/2020** ✔ PASS

COMPOUND	ACTION LIMIT	RESULT
Total Sample Area Covered by Sand, Soil, Cinders, or Dirt	>25%	PASS
Total Sample Area Covered by Mold	>25%	PASS
Total Sample Area Covered by an Imbedded Foreign Material	>25%	PASS
Insect Fragment Count	> 1 per 3 grams	PASS
Hair Count	> 1 per 3 grams	PASS
Mammalian Excreta Count	> 1 per 3 grams	PASS

**NOTES**

COA amended to update order detail information

